



MELUHHA OVERSEAS

**SUPPLIER & EXPORTER OF
MARBLE, GRANITE, ITALIAN MARBLE**



Natural stones

BEAUTIFUL FLOOR BEAUTIFUL HOUSE

STONE FLOOR HAS MENTAL, PHYSICAL AND EMOTIONAL EFFECT ON OUR LIFE.
STONE HOLD POSITIVITY



www.meluhhaoverseas.com

GRANITE

Granite is a fascinating and versatile material.

It forms from magma with a high content of silica and alkali metal oxides that slowly cools and solidifies beneath the surface of earth . As they are formed inside the earth surface , they are hard, crystalline, ingenious rock formed from ex- treme heat, comprised of various minerals such as quartz and feldspar. Granite is a very strong and durable stone. It takes heavy gloss polish, popularly used as architectural stone for interior and exterior walls, floors and monumental stone. Traditionally used to depict royalty.

SPECIFICATIONS

Rough Blocks:

270 x 160 x 140 CM+

Gangsaw Slabs:

270 x 160 CM+ (20 / 30 / 40 MM Thick)

Cutter Slabs:

200 x 60 CM+ (18 / 20 / 30 MM Thick)

Tiles:




30x30, 40x40, 50x50, 30x60, 40x60,

60x60 60x90, 90x90 CM & Cut To Size. (18 / 20 / 30 MM Thick)

Finishes:

Polished, Honed, Leather, Flamed, Antique





MARBLE

Marble is a metamorphic rock consisting of carbonate minerals, formed by recrystallized under the influence of heat and pressure. Marble is a rock composed of calcium and magnesium carbonate, mostly white and pink. Dimensional marble specifications include smooth textures, ease in crafting sculptures, hence highly manageable. It is a reasonably strong and durable stone. It takes good polish, popularly used as wall claddings, floors, skirting's, table tops, treads and risers, sculptures, artifacts, etc.

SPECIFICATIONS

Rough Blocks:

210 x 140 x 100 CM+

Slabs:

210 x 140 CM+ (18 / 20 / 30 MM Thick)

Tiles:

30x30, 40x40, 50x50, 30x60, 40x60,

60x60 60x90, 90x90 CM & Cut To Size. (10 / 18 / 20 / 30 MM Thick)

Finishes:

Polished, Honed, Shot Basted, Antique



SANDSTONE

Sandstone is a sedimentary stone that is typically the result of quartzite stone being eroded and redeposit by either wind or water. Sandstone mostly consists of quartz, silica, iron oxide and calcium carbonate and is durable, weather, acid and thermal resistant and has crushing strength. They can at most take a honed polish, and are used as garden and commercial landscapes, exterior wall cladding, ,etc. They come in an array of colors & shades and can be chiseled and dressed to a smooth surface in various attractive shapes.

SPECIFICATIONS

Slabs:

200 x 60 CM+ (18 / 20 / 30 MM Thick)

Tiles:

30x30, 40x40, 50x50, 30x60, 40x60,

60x60 60x90, 90x90 CM & Cut To Size. (18 / 20 / 30 MM Thick)

Finishes:

Polished, Honed, Leather, Flamed, Antique, Shot Basted, Sand Blasted, Bush Hammered





LIMESTONE

Limestone is rock formed from sedimentary process where underground and underwater comprised primarily of calcium deposits of shell and bone. It does not show much graining or crystalline structure. It has a smooth granular surface and varies in hardness. Some dense limestone can be polished and is more likely to stain than marble. Common colors are black, grey, white, yellow or brown. Limestone is known to contain lime from sea water, and that's why the nomenclature

SPECIFICATIONS

Tiles:

10x20, 10x30, 10x40, 10x60 CM

20x20, 20x40, 20x60 CM

30x30, 30x60, 60x60, 60x90, 30x120 CM

Thickness:

Natural Split: 20-30MM, 25-35 MM

Calibrated / Sawn: 18, 20, 22, 25 MM

Edges:

Hand Cut, Machine Cut

Finishes:

Natural, Brushed, Tumbled, Honed, Polished, Sand Blasted, Bush Hammered



SLATE & QUARTZITE

Slate has a unique look, and is an extraordinary and versatile material. Slate has very low porosity that makes it stain resistant and easy to maintain. Slate has a fine to medium grained surface texture. It renders a very graceful, natural finish to any building or home.

Quartzite can be clefted like slate, or can be smooth and more similar to marble and granite in appearance. The major difference between slate and quartzite is quartzite's ability to withstand many freeze-thaw cycles.

SPECIFICATIONS

Tiles:

10x20, 10x30, 10x40, 10x60 CM

20x20, 20x40, 20x60 CM

30x30, 30x60, 60x60, CM

Thickness:

Natural Split: 10-15 MM, 10-20 MM

Calibrated / Sawn: 10, 12, 15, 18, 20 MM

Edges:

Hand Cut, Machine Cut

Finishes:

Natural, Brushed, Honed, Polished, Tumbled, Antique



COBBLES



OUR STRONG PARTNER SUPPLIER

- Shri Sainath marbles and Granite
- Shree Makrana marbles and handicraft
- Kishore marbles slabs and Arts
- Shri Akahnda marbles

SOURCEING FROM

- Rajasthan
- Madhya Pradesh
- Gujarat
- Maharashtra



MELUHHA OVERSEAS
CREATING CONNECTION WORLDWIDE

Office :- SN 150 GF Shree Narayan Krupa Wadiwadi, BH Centro Mall,
Alkapuri, Vadodara-390007, Gujarat, India.

Contact no :- 918735992599

EMAIL :-

- info @meluhhaoverseas.com
- meluhhaoverseas2023@gmail.com

www.meluhhaoverseas.com